


Sculpture Quick Facts

- There are over 40 pieces of Anglo-Saxon sculpture at Breedon, one of the largest collections in the country
- Most were carved between 775 and 825AD, making them over 1400 years old
- None of the sculpture is in its original position. Some were outside the church until the 1920s!
- The patterns, people and animals shown here were inspired by images from as far away as Turkey and Syria
- As well as religious figures, you can also spot people picking fruit, riding horses and hunting



Breedon Priory Church



We hope you have enjoyed your visit. Please find, follow or tag us on Facebook and Instagram, @BreedonHeritage



www.breedonpriorychurch.org



Family Sculpture Activity Trail

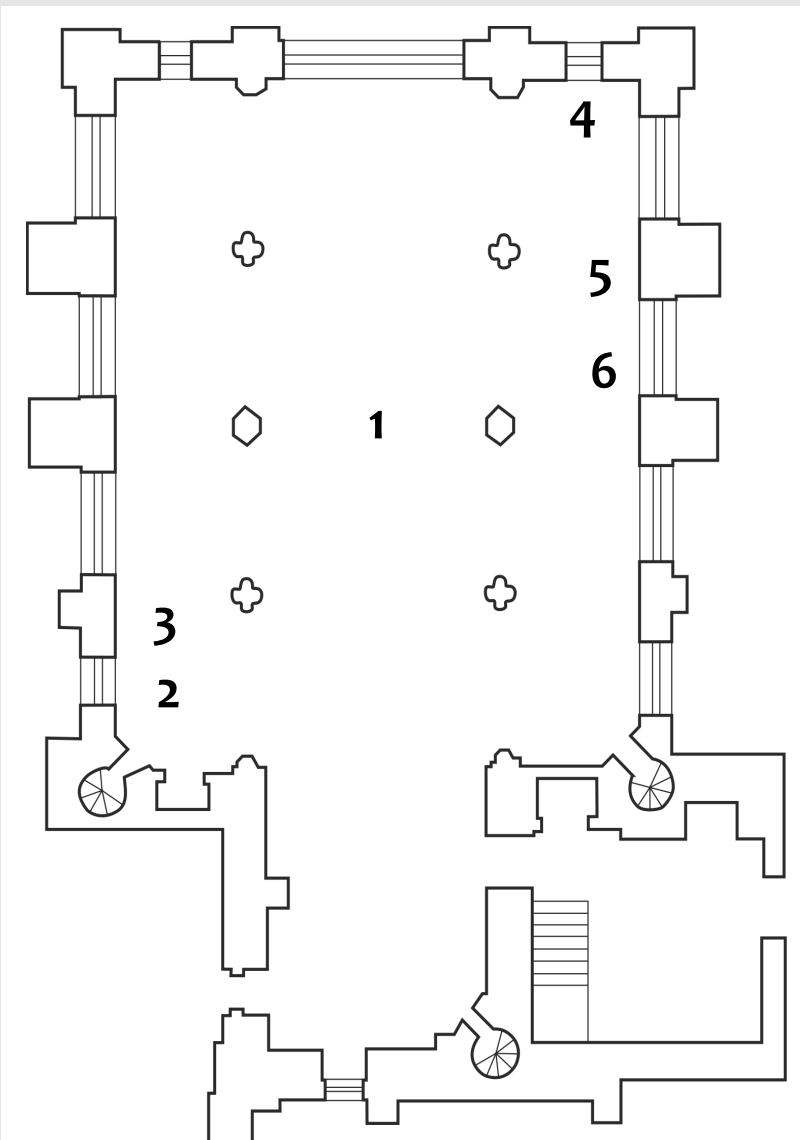
Discover some of the finest Anglo-Saxon carvings in the country

1. Look Up High

The sculptures above the arches have been protected from wind and rain for hundreds of years. Use a pair of binoculars to have a closer look.



(Photo Credit: Martin Vaughan)



We have activity bags with torches and binoculars for loan on Open Days—please ask for one!

3. Shine A Light



Light and shade can reveal extra details on the carvings. Take a torch (or ask an adult to use the one on their phone) and shine it sideways across the sculptures to find hidden details and lines that can't normally be seen.

4. Colour It In

Sculptures like this one of the Virgin Mary would have been painted with jewels inserted into the eyes. Colours used included red, yellow and black although not much blue, as this was extremely expensive. Colour in Mary (overleaf) to show how you think she may have looked.

2. Tell A Story

These cross fragments would have once stood in the churchyard and been used to tell stories and teach people about Christianity. See if you can spot a snake wrapped round a tree between two people – the story of Adam and Eve. Look at the picture above this, what story do you think it is telling?



6. Draw Your Own Beast

There are many animals on the sculpture. Some are real but others are not. Here we have strange beasts biting each other, above the arches you can see griffins and buraqs (winged horses). What mythical animal would you carve?



5. Make A Face

The sculpture has moved around the church. If you look at the ends of this piece, you will notice that there are four heads. They are medieval, carved when this sculpture was outside the church. If you were a sculptor, what face would you carve?

